

True Potential Balanced Portfolio


31 July 2025



Portfolio Objective

The objective of the True Potential Balanced Portfolio is to provide investors with a way to achieve their investment goals. The Portfolio offers full exposure to different manager styles within the Balanced risk profile. We review the Portfolio monthly and, if necessary, rebalance to the allocation of styles that we believe offers the best opportunity for growth within the Balanced risk profile. The Portfolio aims to produce a higher risk-adjusted outcome at a lower average cost, compared to an equally-weighted model of Balanced funds.

Risk and Reward Profile



The Balanced Investor may be somewhat concerned with short-term losses and may shift to a more stable option in the event of significant losses. The safeties of investment and return are typically of equal importance to the Balanced Investor.

Investment Commentary

The True Potential Balanced Portfolio returned +2.11% in July 2025.

In July, the US reached trade deals with Japan, Europe, and South Korea, easing tariff concerns. Trump’s “One Big Beautiful Bill” extended tax cuts and increased spending. Global equities rose sharply, led by the UK and US, hitting new highs. AI optimism and strong earnings, including Nvidia’s approval to sell chips to China, boosted US tech stocks.

In fixed income, sovereign bonds declined as UK and US yields rose. US Treasury yields increased on strong data and inflation, while Gilt yields climbed amid inflation and fiscal concerns. High-yield bonds delivered gains, with higher yields and tighter spreads offsetting rising benchmark rates. In currency markets, the US dollar rebounded strongly following weakness year to date, gaining against most currency pairs as trade deals were agreed. With this, the Pound weakened by 3.8% against the dollar, supportive for Sterling-based investors holding dollar assets on an unhedged basis.

The strongest performing fund over the month was True Potential Allianz Balanced, which benefited from its larger allocation to equities, including to Emerging Markets. The fund’s Alternatives allocation also supported returns, with positive returns from Commodities and Equity Volatility strategies. The TrinityBridge Balanced fund, whilst providing a positive return, lagged the other funds in the portfolio with stock selection challenged, as some of the bigger positions held provided negative returns. Holding longer-dated Gilts also hurt performance.

No manager allocation changes were made this month; we believe our positioning remains optimal. Within Portfolios, managers continued to build their equity exposure over the month, funded from sovereign bonds and cash, reflecting their positivity on the economic outlook.

For further information, please subscribe to our YouTube channel, where we provide economic and market updates. This can be found via the following link <http://www.youtube.com/user/TruePotentialLLP>.

Growth of hypothetical £10,000 invested since inception



Why invest in this Portfolio?

- For investors looking to invest for the long term (5 years or more).
- Diversifies risk by investing in stocks, bonds, and alternative investments.
- The balanced approach of the fund strives to provide both growth and income, while managing short-term losses through a diversified mix of assets that moderate risk.
- Investors are able to bear losses to capital without creating significant financial hardship.

% Growth

	1 Month	3 Month	6 Month	1 Year	3 Year	5 Year	Since Launch
True Potential Balanced Portfolio	2.1%	6.9%	2.5%	8.1%	20.2%	31.2%	71.2%

Annual % Growth	Jul 20 - Jul 21	Jul 21 - Jul 22	Jul 22 - Jul 23	Jul 23 - Jul 24	Jul 24 - Jul 25
True Potential Balanced Portfolio	15.4%	-5.4%	1.4%	9.6%	8.1%

Source: True Potential Investments, based on net asset value (as of 31/07/2025). Performance is calculated on a Total Return basis and is net of Portfolio OCF.

With investing, your capital is at risk. Investments can fluctuate in value and you may get back less than you invest. Past performance is not a guide to future performance. This factsheet is not personal financial advice.

Key Fund Information

Portfolio Details	
Launch Date	1st October 2015
Ongoing Charge Figure (OCF)*	0.78%
Portfolio Size	£9,610m
Minimum Recommended Holding Period	5 years

*OCF payable can fluctuate over time as the underlying investments are variable and can change.

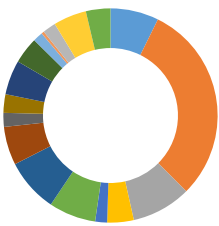
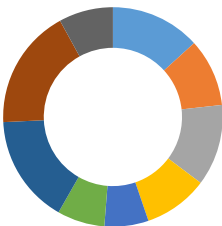
Personal dividend tax charges may still apply and is subject to individual circumstances. Tax rules may change in the future.

In September 2024, the FCA updated its Packaged Retail Insurance and Investment Products (PRIIPS) guidance on how we disclose costs for closed-ended funds like investment trusts. This change is designed to give you a clearer picture of the actual costs that impact your investments. As a result, some of our fund OCFs (Ongoing Charges Figure) have significantly decreased, reflecting only the costs that directly affect the fund's assets.

What are the fees associated with investing in this Portfolio?

The OCF of this Portfolio is currently 0.78%. This means that if you invest £1000 in the Portfolio, you can expect to pay £7.81 in fees over the course of a year. The fees you pay are pro-rata. If you hold the Portfolio for less than a year you will only pay the proportional amount of fees applicable (based on the duration of your investment).

Portfolio Diversification



Strategy Allocation

- Manager of Managers - True Potential SEI Balanced
- Directly Invested - True Potential TrinityBridge Balanced
- Risk-Based - True Potential Allianz Balanced
- Fund of Funds - True Potential Schroders Balanced
- Alternative Dynamic - True Potential Goldman Sachs Balanced
- Income Building - True Potential Goldman Sachs Income Builder
- Adaptive Investment - True Potential UBS Balanced
- Positive Alignment - True Potential Growth-Aligned Balanced
- Thematic Investing - True Potential Pictet Balanced

Asset Allocation

13.25%	● UK Stocks	7.3%
10.00%	● US Stocks	30.2%
12.00%	● European Stocks ex UK	9.0%
9.50%	● Japanese Stocks	4.0%
6.50%	● Asia Pacific Stocks ex Japan	1.8%
7.00%	● Emerging Market Stocks	7.1%
16.00%	● Global Treasury Bonds	8.1%
17.75%	● Global Corporate Bonds	5.8%
8.00%	● Global Inflation Linked Bonds	2.1%
	● Emerging Market Bonds	2.8%
	● Global High Yield Bonds	5.2%
	● UK Government Bonds	4.0%
	● UK Corporate Bonds	1.5%
	● Global REITS / Property	0.4%
	● Gold	2.0%
	● Alternatives	5.0%
	● Cash and Cash Equivalents	3.7%

Strategy and Asset Allocation are subject to change at any time without notice, are for information purposes only and should not be construed as investment recommendations.

Risks

The following are some of the key risks associated with investing in this Portfolio. For a complete list of risks, please refer to each Fund's prospectus, available at www.truepotential.co.uk/fund-documents. Please be aware that there is no guarantee that capital will be preserved.

Risk Type	Description
Performance Risk	Investment objectives express an intended result but there is no guarantee that such a result will be achieved. Depending on market conditions and the macro-economic environment, certain investment types and styles may perform better than others and investment objectives may become more difficult to achieve. Whilst different investment types and styles are used, growth cannot be guaranteed.
Counterparty Risk	There may be cases where the organisation from which we buy a derivative, or an asset, fails to meet its obligations. The cash deposits of the underlying funds are also subject to counterparty risk.
Emerging Market Risk	Investments in emerging markets may involve greater risks due to political and economic instability, and underdeveloped markets and systems.
Derivative Risk	The Portfolio holds funds entitled to use derivatives. Derivatives may not achieve their intended purpose. Their prices may move up or down significantly over relatively short periods of time which may result in losses greater than the amount paid.
Operational Risk	The Portfolio faces non-market risk, relating to purchasing, holding and servicing the Portfolio's assets.
Credit Risk	Where the underlying Fund invests in bonds, there is a risk the bond issuer may fail to meet its repayments. Changes in interest rates, inflation and the creditworthiness of the bond issuer may also affect the bond's market value. This risk is particularly relevant where the Fund invests in bonds with a lower credit rating.
Exchange Rate Risk	The underlying funds may invest in securities not denominated in GBP. The value of your investments may be affected by changes in currency exchange rates.
Liquidity Risk	Certain market conditions could make sufficiently liquid assets difficult to sell quickly at a fair price. This could result in an unpredictable fall in the value, and overall liquidity of the funds held within the Portfolio.
Investment Trust Risk	Investment trusts and closed ended funds may borrow to purchase additional investments. This can increase returns when stock markets rise but will magnify losses when markets fall. The value of an investment trust or a closed-ended fund moves in line with stock market demand and its share price may be less than or more than the net value of the investments it holds.

To find out more

Visit www.truepotential.co.uk/investments/

Call **0191 242 4884**

Email Investmentmanagement@tpllp.com

Need assistance with reading documents?

We can provide documents in various formats, including large print, audio, and fonts designed for readability. Please email investmentmanagement@tpllp.com if you require an alternative format.

Important Information

A Fund Prospectus and Key Investor Information Document (KIID) for each of the underlying investments listed above are available from www.truepotential.co.uk/fund-administration/#fund-documents or by email to investmentmanagement@tpllp.com.

With investing, your capital is at risk. Investments can fluctuate in value and you may get back less than you invest. Past performance is not a guide to future performance. This factsheet is not personal financial advice.

Head Office: Gateway West, Newburn Riverside, Newcastle upon Tyne, NE15 8NX
True Potential Investments LLP is authorised and regulated by the Financial Conduct Authority, FRN 527444. www.fca.org.uk
Registered in England and Wales and a Limited Liability Partnership No. OC356027.